




100UAP

UPPER ARM STRAPS

IMPORTANT INFO

- Must be used under direct supervision.
- Hinders unwanted arm movements.
- Allows passenger use of hands for activities.
- Use with EZ-ON Vest only.
- Sewn on Upper Arm straps are available.
- Register this product to be notified for a safety recall.

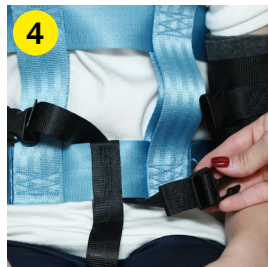
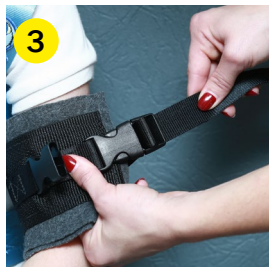


WARRANTY

EZ-ON Products stands behind the products we make. Warranty covers any defects in material or workmanship under normal use during the warranty period. We will repair or replace product defects for 1 year from manufacturer date.

WARNING

Death or serious injury can occur if manufacturer's instructions are not followed correctly. All EZ-ON products are dynamically tested to meet NHTSA standards. Please follow washing instructions on product tag. Replace product if it is damaged, frayed, or has been in a crash. Recommended replacement after six years. EZ-ON Products are not liable for injury if these recommendations are not followed.



INSTALLATION INSTRUCTIONS

1. Wrap strap around each upper arm, just above the elbow, one at a time.
2. Clip buckle closed one at a time.
3. Adjust the size by pulling on excess webbing
4. Run the longer piece of webbing under the hip strap on the EZ-ON Vest.
5. Clip the Buckle together securing the two arms together.
6. Adjust by pulling on excess webbing.